
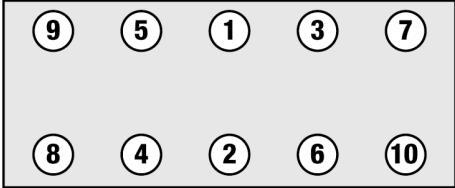












Anziehvorschrift für Zylinderkopf	passend für / suitable for adaptable à / adaptable a BMW		
Tightening Instructions for Cylinder Head			
Instructions de serrage pour culasse			
Prescripciones de apriete para culatas			
Schraubenkopf / Head shape Tête de vis / Cabeza de tornillo	Anziehreihenfolge/Tightening sequence/Ordre de serrage/Orden de apriete		
			
802.720 M 12 x 157			
Anziehen/ Tightening/ Serrage/ Apriete	* 58 - 62 Nm ● 15 min ▶ 30° - 36° ★ 25 min ▶ 20° - 30°		
Zeichenerklärung / Explanations / Explication / Explicacion			
* neue Zylinderkopfschrauben verwenden	use new cylinder head bolts	utiliser des vis neuves	emplar tornillos nuevos
★ Warmlauf (80°C)	warm up time (80°C)	chauffage (80°C)	calentamiento (80°C)
□ Schrauben einzeln lösen und wieder anziehen	loosen and tighten each bolt	deserrer et serrer vis par vis	aflojar y apretar tornillo a tornillo
● Setzzeit	relaxation time	durée de tassement	tiempo de espera
▶ Drehwinkel	torque angle	angle de serrage	ángulo de giro
Motortyp / Engine type / Type de moteur / Tipo de motor			
Mot. M 10			

WALLOTHNESCH.COM

Nr. 2

- 
- 
- 
- 
- 
- 
- 

		
R _z 15-20 µm	11 µm	11-20 µm
R _{max} 20-25 µm	15 µm	15-20 µm
W _t	8-10 µm	