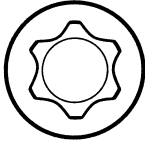
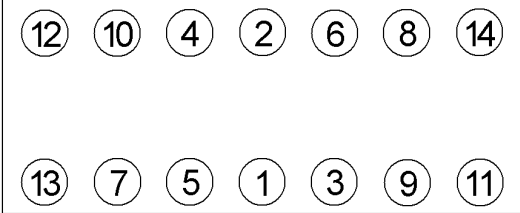


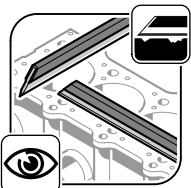

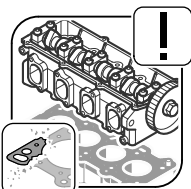







<b>Anziehvorschrift für Zylinderkopf</b>		passend für / suitable for adaptable à / adaptable a <b>BMW</b>	
<b>Tightening Instructions for Cylinder Head</b>			
<b>Instructions de serrage pour culasse</b>			
<b>Prescripciones de apriete para culatas</b>			
Schraubenkopf / Head shape Tête de vis / Cabeza de tornillo	Anziehreihenfolge/Tightening sequence/Ordre de serrage/Orden de apriete		
			
820.229 M 10 x 150			
Anziehen/ Tightening/ Serrage/ Apriete	* 30 Nm ➤ 90° ➤ 90°		
Zeichenerklärung / Explanations / Explication / Explicacion			
* neue Zylinderkopfschrauben verwenden	use new cylinder head bolts	utiliser des vis neuves	emplar tornillos nuevos
★ Warmlauf (80°C)	warm up time (80°C)	chauffage (80°C)	calentamiento (80°C)
☐ Schrauben einzeln lösen und wieder anziehen	loosen and tighten each bolt	deserrer et serrer vis par vis	aflojar y apretar tornillo a tornillo
● Setzzeit	relaxation time	durée de tassement	tiempo de espera
➤ Drehwinkel	torque angle	angle de serrage	ángulo de giro
<b>Motortyp / Engine type / Type de moteur / Tipo de motor</b>			
Mot. M20			

# WALLOTHNESCH.COM

# Nr. 4

- 
- 
- 
- 
- 
- 
- 

		
R <sub>z</sub> 15-20 µm	11 µm	11-20 µm
R <sub>max</sub> 20-25 µm	15 µm	15-20 µm
W <sub>t</sub>	8-10 µm	