
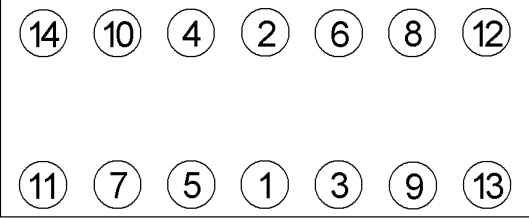



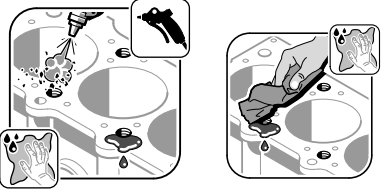
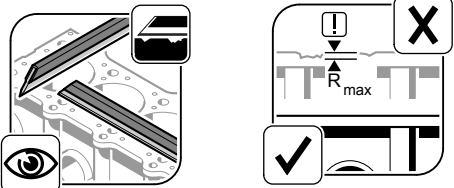
Anziehvorschrift für Zylinderkopf	passend für / suitable for adaptable à / adaptable a BMW															
Tightening Instructions for Cylinder Head																
Instructions de serrage pour culasse																
Prescripciones de apriete para culatas																
Schraubenkopf / Head shape Tête de vis / Cabeza de tornillo																
	Anziehreihenfolge/Tightening sequence/Ordre de serrage/Orden de apriete															
802.700 M 12 x 157																
<table style="width: 100%; border-collapse: collapse;"> <tr> <td style="width: 5%;">Anziehen/ Tightening/ Serrage/ Apriete</td> <td style="width: 5%;">*</td> <td style="width: 15%;">58 - 62 Nm</td> </tr> <tr> <td></td> <td>●</td> <td>20 min</td> </tr> <tr> <td></td> <td></td> <td>78 - 82 Nm</td> </tr> <tr> <td></td> <td>★</td> <td>80°C</td> </tr> <tr> <td></td> <td>▶</td> <td>30° - 40°</td> </tr> </table>		Anziehen/ Tightening/ Serrage/ Apriete	*	58 - 62 Nm		●	20 min			78 - 82 Nm		★	80°C		▶	30° - 40°
Anziehen/ Tightening/ Serrage/ Apriete	*	58 - 62 Nm														
	●	20 min														
		78 - 82 Nm														
	★	80°C														
	▶	30° - 40°														
Zeichenerklärung / Explanations / Explication / Explicacion																
*	neue Zylinderkopfschrauben verwenden	use new cylinder head bolts	utiliser des vis neuves	emplar tornillos nuevos												
★	Warmlauf (80°C)	warm up time (80°C)	chauffage (80°C)	calentamiento (80°C)												
□	Schrauben einzeln lösen und wieder anziehen	loosen and tighten each bolt	deserrer et serrer vis par vis	aflojar y apretar tornillo a tornillo												
●	Setzzeit	relaxation time	durée de tassement	tiempo de espera												
▶	Drehwinkel	torque angle	angle de serrage	ángulo de giro												
Motortyp / Engine type / Type de moteur / Tipo de motor																
Mot. M 30																


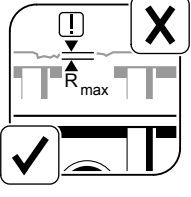
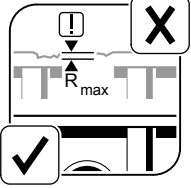


WALLOTHNESCH.COM


Nr. 3


1.

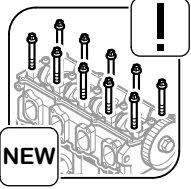
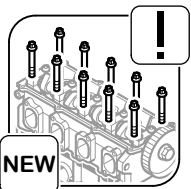

2.

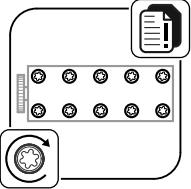

- 
3.


- 
- | | | | |
|---|---|---|----------|
|  |  |  | |
| R _z | 15-20 µm | 11 µm | 11-20 µm |
| R _{max} | 20-25 µm | 15 µm | 15-20 µm |
| W _t | 8-10 µm | | |
4.


5.


6.


- 
7.


- 