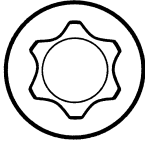
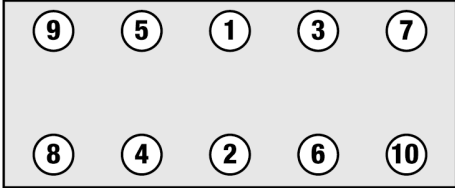
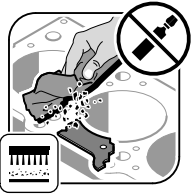
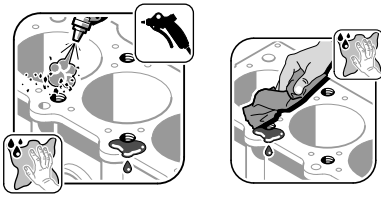

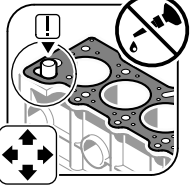
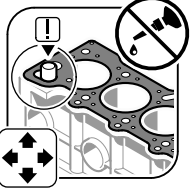
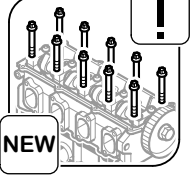
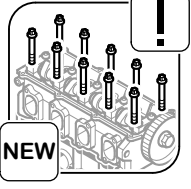


Anziehvorschrift für Zylinderkopf		passend für / suitable for adaptable à / adaptable a BMW		
Tightening Instructions for Cylinder Head				
Instructions de serrage pour culasse				
Prescripciones de apriete para culatas				
Schraubenkopf / Head shape Tête de vis / Cabeza de tornillo		Anziehreihenfolge/Tightening sequence/Ordre de serrage/Orden de apriete		
 <p>802.760 M 10x1,5x95</p>				
Anziehen/ Tightening/ Serrage/ Apriete	* 30 - 35 Nm ➤ 90° ➤ 90°			
Zeichenerklärung / Explanations / Explication / Explicacion				
*	neue Zylinderkopfschrauben verwenden	use new cylinder head bolts	utiliser des vis neuves	emplar tornillos nuevos
★	Warmlauf (80°C)	warm up time (80°C)	chauffage (80°C)	calentamiento (80°C)
□	Schrauben einzeln lösen und wieder anziehen	loosen and tighten each bolt	deserrer et serrer vis par vis	aflojar y apretar tornillo a tornillo
●	Setzzeit	relaxation time	durée de tassement	tiempo de espera
➤	Drehwinkel	torque angle	angle de serrage	ángulo de giro
Motortyp / Engine type / Type de moteur / Tipo de motor Mot. M40/M43				

WALLOTHNESCH.COM

Nr. 7

- 
- 
- 
- 
- 
- 
- 

R_z	15-20 µm	11 µm	11-20 µm
R_{max}	20-25 µm	15 µm	15-20 µm
W_t	8-10 µm		