
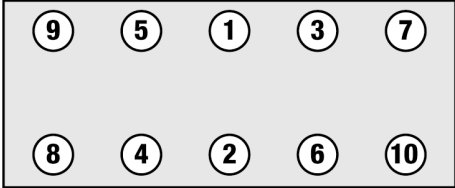
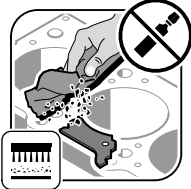




Anziehvorschrift für Zylinderkopf	passend für / suitable for adaptable à / adaptable a BMW											
Tightening Instructions for Cylinder Head												
Instructions de serrage pour culasse												
Prescripciones de apriete para culatas												
Schraubenkopf / Head shape Tête de vis / Cabeza de tornillo												
	Anziehreihenfolge/Tightening sequence/Ordre de serrage/Orden de apriete											
802.720 M 12 x 157												
<table border="0" style="width: 100%;"> <tr> <td style="width: 10%;">Anziehen/ Tightening/ Serrage/ Apriete</td> <td style="width: 10%;">*</td> <td style="width: 10%;">58 - 62 Nm</td> <td style="width: 10%;">●</td> <td style="width: 10%;">15 min</td> <td style="width: 10%;">▶</td> <td style="width: 10%;">30° - 36°</td> <td style="width: 10%;">✱</td> <td style="width: 10%;">25 min</td> <td style="width: 10%;">▶</td> <td style="width: 10%;">20° - 30°</td> </tr> </table>		Anziehen/ Tightening/ Serrage/ Apriete	*	58 - 62 Nm	●	15 min	▶	30° - 36°	✱	25 min	▶	20° - 30°
Anziehen/ Tightening/ Serrage/ Apriete	*	58 - 62 Nm	●	15 min	▶	30° - 36°	✱	25 min	▶	20° - 30°		
Zeichenerklärung / Explanations / Explication / Explicacion												
✱	neue Zylinderkopfschrauben verwenden	use new cylinder head bolts	utiliser des vis neuves	emplar tornillos nuevos								
✱	Warmlauf (80°C)	warm up time (80°C)	chauffage (80°C)	calentamiento (80°C)								
□	Schrauben einzeln lösen und wieder anziehen	loosen and tighten each bolt	deserrer et serrer vis par vis	aflojar y apretar tornillo a tornillo								
●	Setzzeit	relaxation time	durée de tassement	tiempo de espera								
▶	Drehwinkel	torque angle	angle de serrage	ángulo de giro								
Motortyp / Engine type / Type de moteur / Tipo de motor												
Mot. M 10												

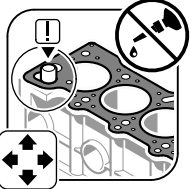

WALLOTHNESCH.COM

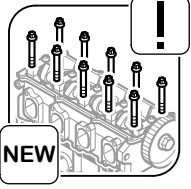
Nr. 2





1. 


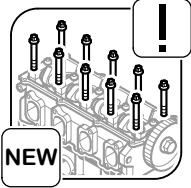
2. 






3. 



			
R _z	15-20 µm	11 µm	11-20 µm
R _{max}	20-25 µm	15 µm	15-20 µm
W _t	8-10 µm		
4. 

5. 
6. 




7. 