
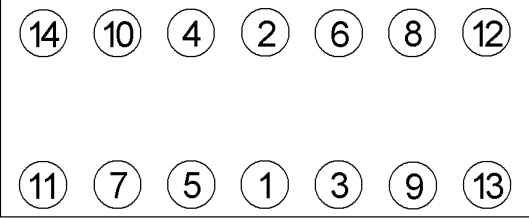


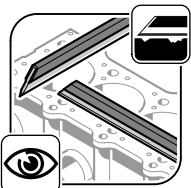

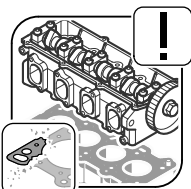







Anziehvorschrift für Zylinderkopf		passend für / suitable for adaptable à / adaptable a BMW		
Tightening Instructions for Cylinder Head				
Instructions de serrage pour culasse				
Prescripciones de apriete para culatas				
Schraubenkopf / Head shape Tête de vis / Cabeza de tornillo	Anziehreihenfolge/Tightening sequence/Ordre de serrage/Orden de apriete			
				
802.700 M 12 x 157				
Anziehen/ * 58 - 62 Nm Tightening/ ● 20 min Serrage/ 78 - 82 Nm Apriete ★ 80°C ▶ 30° - 40°				
Zeichenerklärung / Explanations / Explication / Explicacion				
★	neue Zylinderkopfschrauben verwenden	use new cylinder head bolts	utiliser des vis neuves	emplar tornillos nuevos
★	Warmlauf (80°C)	warm up time (80°C)	chauffage (80°C)	calentamiento (80°C)
□	Schrauben einzeln lösen und wieder anziehen	loosen and tighten each bolt	deserrer et serrer vis par vis	aflojar y apretar tornillo a tornillo
●	Setzzeit	relaxation time	durée de tassement	tiempo de espera
▶	Drehwinkel	torque angle	angle de serrage	ángulo de giro
Motortyp / Engine type / Type de moteur / Tipo de motor				
Mot. M 30				

WALLOTHNESCH.COM

Nr. 3

- 
- 
- 
- 
- 
- 
- 

			
R _z	15-20 µm	11 µm	11-20 µm
R _{max}	20-25 µm	15 µm	15-20 µm
W _t	8-10 µm		